












Approved Employee/Core Contractor Styles

Wiley X AirRage	Wiley X Brick	Oakley SI M Frame
 <p>Clear/Dark Lens Foam Insert Sport Wrap Climate Control</p>	 <p>Transitional lens Foam Insert Sport Wrap Climate Control</p>	 <p>Clear / Dark Interchangeable Lens Tactical Wrap</p>
Oakley Shock Tube	Oakley SI Ballistic Det Cord	Photocromic Edge
 <p>Clear / Dark Interchangeable Lens Tactical Wrap</p>	 <p>Clear / Grey Lens Tactical Wrap</p>	 <p>Black or Tan Frame Designed with lenses that change from clear to dark after exposure to UV light</p>
ESS Photochromatic		
 <p>Ballistic Crossbow with Photochromic Lens</p>		

Approved Third Party Contractor Styles

Bolle	UVEX	Spoggles – PIP or Pyramex V2G
 <p>Sport Wrap Transitional / Dark Lens Anti-Fog</p>	 <p>Sport Wrap Anti-Fog Anti-Scratch</p>	 <p>Foam Inserts Anti-Fog Available in Cheaters</p>
Crossfire		
 <p>Sport Wrap Clear / Dark Lens</p>		

This is a guide displaying the minimum required style of Safety Glasses. All work should be risk assessed to determine if the job requires PPE different than stated or that which exceeds these guidelines

INTERNAL USE ONLY – THE CONTROLLED ELECTRONIC COPY IS THE MASTER AS OTHERS ARE UNCONTROLLED

Revision 3 – June 2023